


2835/120 12V & 24V LED STRIP LIGHT

SPECIFICATION SHEET

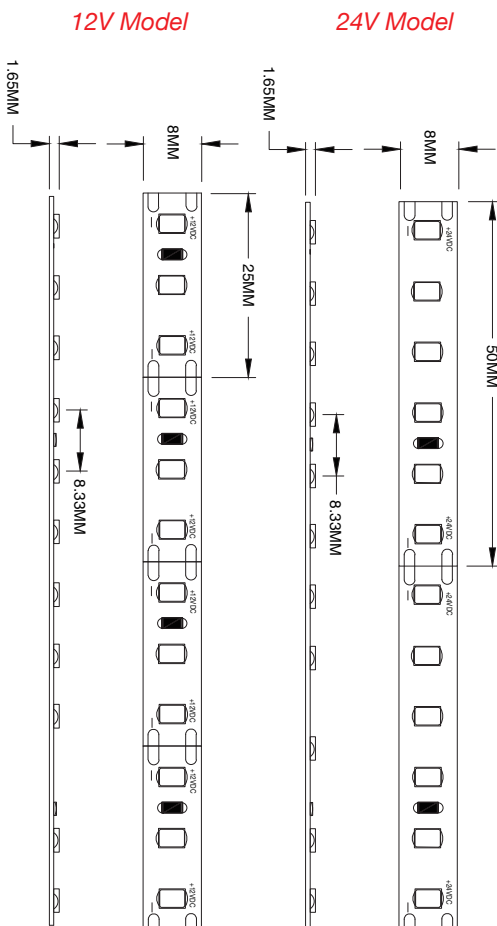
- ECO series, standard item, common use
- 3 step MacAdam
- 3M 9448A high quality tape
- Waterproof IP44, IP65, IP67, IP68 all available
- UL listed
- 3-5 years warranty



SPECIFICATIONS

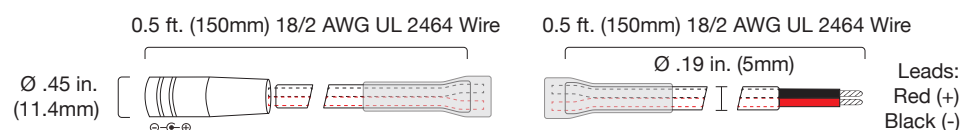
Input Voltage: 12V or 24VDC Constant Voltage
Power Consumption / m: 9.6W
LED Chip Type: Epistar 2835 SMD chip
LED Chip Beam Angle: 120°
LED Chips / m: 120
Mounting: 3M™ 9448A Adhesive
Field Cuttable: ~ 25 MM. (12V), ~ 50 MM. (24V)
 ~ 0.98 IN. (12V), ~ 1.96 IN. (24V)
Maximum Run¹: 5M. (12V), 10 M. (24V)
 16.4 FT. (12V), 32.8 FT. (24V)

Dimmable: Yes
Ambient Temp²: -4 ~ 122°F (-20 ~ 50°C)
Operating Temp³: -4 ~ 176°F (-20 ~ 80°C)
Environment⁴: Indoor / dry location
Dimensions: 8 MM x 1.65 MM. (W x H)
 0.31 INCH x 0.06 INCH. (W x H)



| Item # | CCT (Kelvin) ⁵ | Lumens / M ⁶ | CRI | Efficacy (lm/W) |
|---------------------------|---------------------------|-------------------------|------|-----------------|
| RS-2835-12V-120-08--20-WW | 2700K | 922 | 82.1 | 96.13 |
| RS-2835-12V-120-08--20-WW | 3000K | 1027 | 82.3 | 107.03 |
| RS-2835-12V-120-08--20-W | 4000K | 1045 | 82.3 | 108.91 |
| RS-2835-12V-120-08--20-CW | 6000K | 1099 | 82.6 | 114.49 |
| RS-2835-24V-120-08--20-WW | 2700K | 938 | 82.2 | 97.73 |
| RS-2835-24V-120-08--20-WW | 3000K | 1039 | 82.4 | 108.33 |
| RS-2835-24V-120-08--20-W | 4000K | 1056 | 82.3 | 110.08 |
| RS-2835-24V-120-08--20-CW | 6000K | 1110 | 82.2 | 115.64 |

- Note¹** Each maximum run requires a dedicated power feed from the driver. Do not extend beyond the recommended maximum run length.
Note² Do not install product in an environment outside the listed ambient temperature. Exceeding the maximum ambient temperature may damage LED chips, reduce the total lamp life, lumen output, and/or adversely impact color consistency.
Note³ Operating temperature is measured according to the minimum and maximum ambient temperature environment.
Note⁴ Do not install in environment where LED chips are exposed to direct sunlight as damage to the phosphor will occur.
Note⁵ Epistar 2835 SMD Chip binning ranges: (2600-2800K), (2800-3000K), (4000-4300K), (6000-6500K).
Note⁶ Lumen value measured in accordance to IES LM-79-08. LED chips have a luminous flux range with a tolerance of +/- 5%.



SAFETY & DISCLOSURES

- Install in accordance with the national and local electrical code regulations.
- This product is intended to be installed and serviced by qualified, licensed electrician.
- This product must be powered with a compatible Class 2 DC constant voltage LED driver (power supply).
- Do not connect directly to high voltage or AC power.
- Do not install in location where LED chips are exposed to direct sunlight as damage to the phosphor will occur.
- Ensure applicable wire is installed between driver, fixture, and any controls in-between. When choosing wire, factor in voltage drop, amperage rating, and type (in-wall rated, wet location rated, etc.). Inadequate wire installation could overheat wires, and cause fire.
- It is generally recommended to load the driver no more than 80% the labeled rating for maximum performance and longevity. However, see each driver specification sheet for exact minimum and maximum loading values.
- Do not install product in an environment outside listed ambient temperature. Ensure adequate airflow and heat sinking is considered when mounting/installing.
- Operating temperature is measured according to the minimum and maximum ambient temperature environment. Exceeding the maximum operating temperature may damage the controller or fixture.
- Actual color may vary from what is pictured on this sheet and other print materials due to the limitations of photographic processes.
- “Voltage drop” is a gradual decrease in voltage along a conductor through which current is flowing. When specifying an LED system, ensure to calculate voltage drop appropriately. Voltage drop calculators will suggest the proper gauge wire and distance to install the driver from the fixture.
- Do not modify or disassemble this product beyond instructions or the warranty will be void.
- We reserve the right to modify and improve the design of our fixtures without prior notice. We can not guarantee to match existing installed fixtures for subsequent orders or replacements in regards to product appearance, CCT, or lumen output.

WARRANTY INFORMATION

Limited Warranty

This LED fixture has a three (3) year limited warranty from the date of shipment. This warranty does not include the additional accessories referenced in this specification sheet. Complete warranty detail for fixtures and additional accessories are available at www.risingsunled.com under the “accessory” tab. For warranty related question, please contact customer service.

Consumer’s Acknowledgement

RisingSun LED stands behind its products when they are used properly and according to our specifications. By purchasing our products, the purchaser agrees and acknowledge that lighting design, configuration and installation is a complex process, wherein seemingly minor factor or changes in layout and infield adjustments can have a significant impact on an entire system. Choosing the right components is essential. RisingSun LED is able to work with the original purchaser to make an appropriate product selection to the extent of the limited information that the customer can provide, but it is virtually impossible for RisingSun LED to design a system that foresees every unknown factor. For this reason, this warranty does not cover problems caused by improper design, configuration or installation issues. Any statement from a RisingSun LED employee or agent regarding a customer’s bill of goods and/or purchase order is NOT an acknowledgement that the products purchased are designed and configured correctly. The purchaser agrees and acknowledges that it is the customer’s responsibility to adhere strictly to all information contained in the Product Specification Sheet.

There is often more than one way to design, configure and layout and LED lighting application properly to achieve the same lighting effect. RisingSun LED strongly recommends that licensed professionals be used in the design and installation of lighting systems that include Risingsun LED products. The specifications include important information that a designer and installer should carefully review and strictly follow. Qualified designers and certified and/or licensed installers, with access to the final installation environment, customer goals, and RisingSun LED product specifications can make the requisite decisions appropriate for a successfully finished lighting application.