

## PRODUCT DATA SHEET

**CRI** Available  
**80/90**



SMD 2835 Top Series  
2835 70 LEDs/m 5.6W/m



RS-2835-24V-70D-10-20



---

 Product Features

1. Source by high output 2835 Top Led with uniform illumination
2. High Brightness, Efficiency, Customized Wattage, Luminous Flux per M
3. Cuttable and Re-Connectable, with Various Connector
4. CRI90+ and CRI98+ are available.

 CCT Option



## IP Rating Option



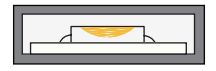
**IP20**  
Non-Waterproof



**IP54**  
Spary/Nano Coated



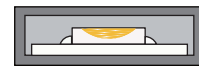
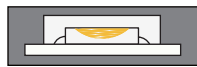
**IP65**  
Sillcone glue Coated



**IP67**  
Silicone tube




**IP67**  
Silicone integrated molding/Extrusion



**IP68**  
Sillcone tube injected silicone glue

## Dimensions



## Note:

LED strip length tolerance is + -0.2%mm.  
Width tolerance is + -0.2%mm.  
Size of each section is 100mm.  
DC 24V

 Diagram

**Dimensions (mm)**

Length/Reel	Width	Height	Min. Cutting ✂
5000	10	1.65	Every 100 mm (7 LEDs)

 Data

Part Number	Working Voltage	Power (W/m)	Current (A/m)	LED Qty/m	CRI
RS-2835-24V-70D-10-20	24V	5.6W/m	0.2550A/m	70	90+

CCT (°K)	Luminous Efficiency	lumen/m
2700K	123lm/W	688.8lm/m
3000K	123lm/W	688.8lm/m
4000K	135lm/W	756lm/m
6000K	135lm/W	756lm/m


**Note:**

The data base on IP20 non-waterproof.  
The Lumen output value tolerance + -5% due to testing way.  
The CCT will be + -100k tolerance.

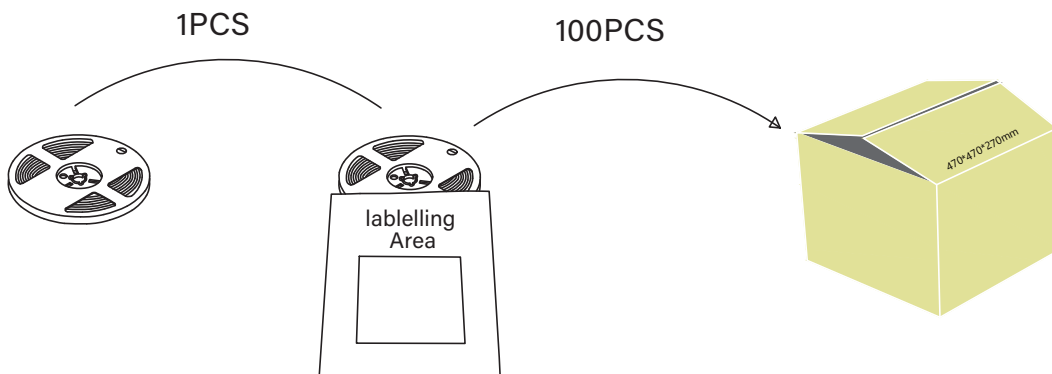
## Absolute Maximum Ratings

Parameter	Symbol	Value	Units
Thermal Measurement Point	Tc	80	
Operating Temperature	Topr	-20~+40	°C
Storage Temperature	Ts	-20~+80	
Number of FPC Connection			

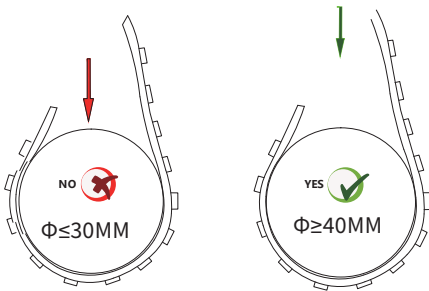
## Wiring Diagram Application



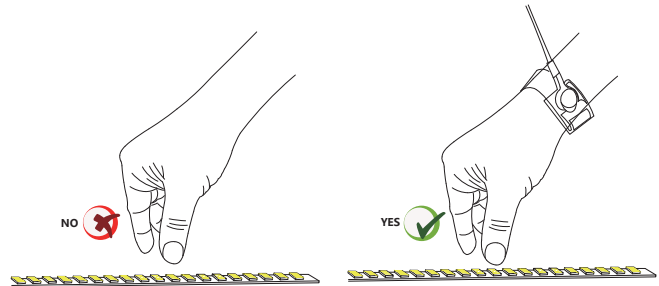
## Packaging



## ! Cautions



<50mm diameter of wrapped object prohibited



Pls wear the electrostatics ring for avoid ESD

## ✓ Safety & Disclosures

1. Do not install the led strip in environment where excessive heat may occur.
2. Do not extend beyond the recommended maximum run length.
3. Only use copper wiring. Use wires rated for at least 176°F(80°C) and certified for use with external connection of electrical equipment.
4. Do not install IP20 LED strip products in outdoor / wet location environments.
5. Excessive handling, bending, and pressure may damage the product, voiding the warranty.
6. Improper wire selection and installation could overheat wires, and cause fire.
7. Do not connect directly to high voltage or AC power.
8. Installation must be in accordance with local and national electrical code regulations.
9. To ensure safety and correct installation, our strips are intended to be installed by a qualified, licensed electrician.