

PRODUCT DATA SHEET



Ultra Long 30M/Reel
2835 120 LEDs/m 11W/m



RS-2835-24-10-120D



Product Features

1. 15m long strip driven by one end power supply with same brightness from front to end.
2. 30m long strip drive by two end
3. Source by 2835 Top LEDS and IC for constant current control

CCT Option



IP Rating Option



IP20
Non-Waterproof



IP54
Spary/Nano Coated



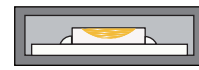
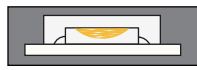
IP65
Sillcone glue Coated



IP67
Silicone tube

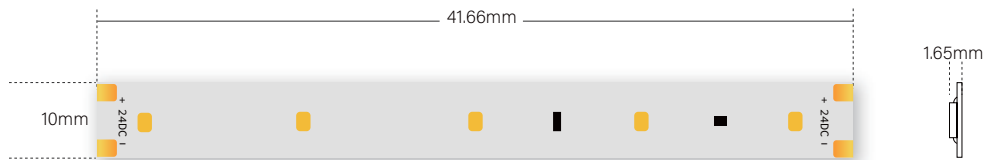


IP67
Silicone integrated molding/Extrusion



IP68
Sillcone tube injected silicone glue

Dimensions



Note:

LED strip length tolerance is + -0.2%mm.
Width tolerance is + -0.2%mm.
Size of each section is 41.66mm.
DC 24V

 Diagram

Dimensions (mm)

Length/Reel	Width	Height	Min. Cutting ✂
5000	10	1.65	Every 41.66mm (5 LEDs)

 Data

Part Number	Working Voltage	Power (W/m)	Current (A/m)	LED Qty/m	CRI
RS-2835-24-10-120D	24V	11W/m	0.5A/m	120	80+

CCT (°K)	Luminous Efficiency	lumen/m
2700K	96lm/W	1152lm/m
3000K	96lm/W	1152lm/m
4000K	102lm/W	1296lm/m
6000K	102lm/W	1296lm/m

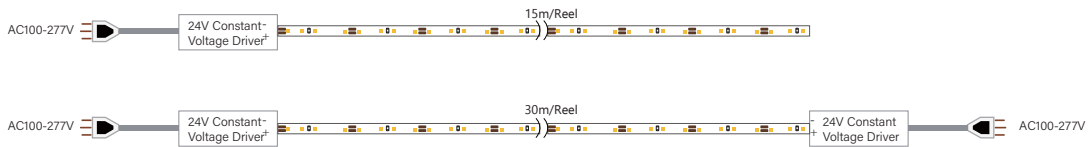
Note:

The data base on IP20 non-waterproof.
The Lumen output value tolerance + -5% due to testing way.
The CCT will be + -100k tolerance.

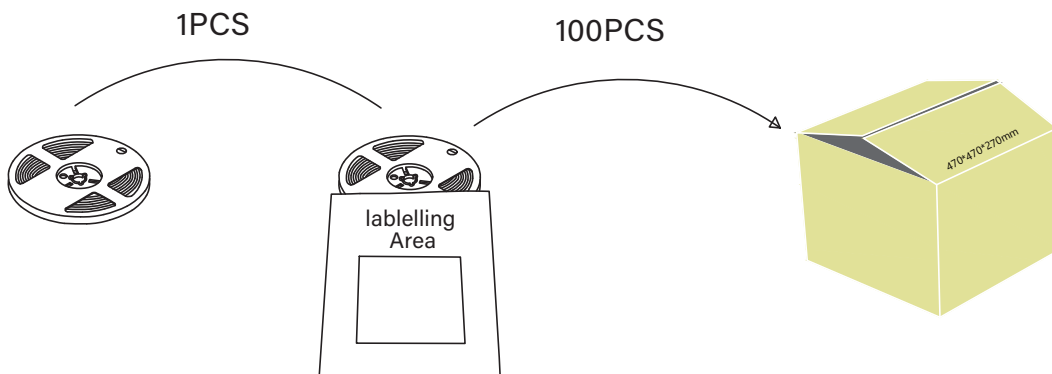
Absolute Maximum Ratings

Parameter	Symbol	Value	Units
Thermal Measurement Point	Tc	80	
Operating Temperature	Topr	-20~+40	°C
Storage Temperature	Ts	-20~+80	
Number of FPC Connection			

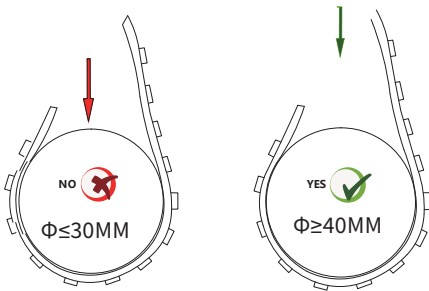
Wiring Diagram Application



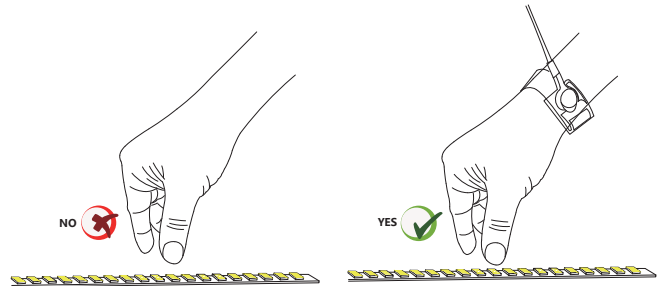
Packaging



! Cautions



<50mm diameter of wrapped object prohibited



Pls wear the electrostatics ring for avoid ESD

✓ Safety & Disclosures

1. Do not install the led strip in environment where excessive heat may occur.
2. Do not extend beyond the recommended maximum run length.
3. Only use copper wiring. Use wires rated for at least 176°F(80°C) and certified for use with external connection of electrical equipment.
4. Do not install IP20 LED strip products in outdoor / wet location environments.
5. Excessive handling, bending, and pressure may damage the product, voiding the warranty.
6. Improper wire selection and installation could overheat wires, and cause fire.
7. Do not connect directly to high voltage or AC power.
8. Installation must be in accordance with local and national electrical code regulations.
9. To ensure safety and correct installation, our strips are intended to be installed by a qualified, licensed electrician.