

PRODUCT DATA SHEET



Ultra Long 50M/Reel
2835 60 LEDs/m 5.76W/m



RS-2835-24-10-60D





Product Features

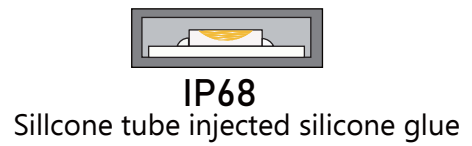
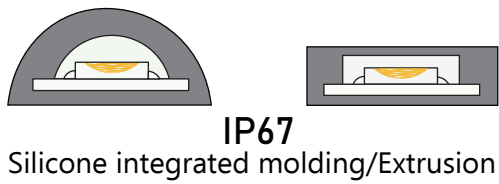
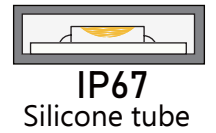
1. 25m long strip drive by end
2. 50m long strip driven by two end power supply with same brightness from front to end.
3. Source by 2835 Top LEDES and IC for constant current control




CCT Option



IP Rating Option



Dimensions



Note:

LED strip length tolerance is + -0.2%mm.
Width tolerance is + -0.2%mm.
Size of each section is 83.33mm.
DC 24V

 Diagram

Dimensions (mm)

Length/Reel	Width	Height	Min. Cutting ✂
5000	10	1.65	Every 83.33mm (5 LEDs)

 Data

Part Number	Working Voltage	Power (W/m)	Current (A/m)	LED Qty/m	CRI
RS-2835-24-10-60D	24V	5.76W/m	0.25A/m	60	80+

CCT (°K)	Luminous Efficiency	lumen/m
2700K	85lm/W	489lm/m
3000K	85lm/W	489lm/m
4000K	90lm/W	518lm/m
6000K	90lm/W	518lm/m

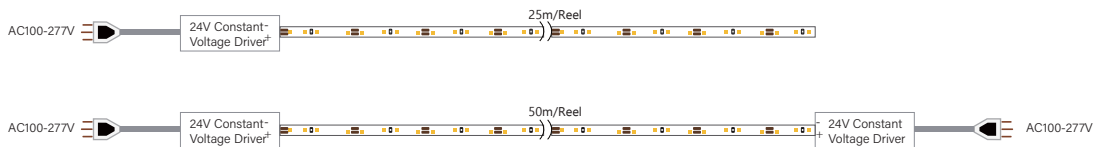
Note:

The data base on IP20 non-waterproof.
The Lumen output value tolerance + -5% due to testing way.
The CCT will be + -100k tolerance.

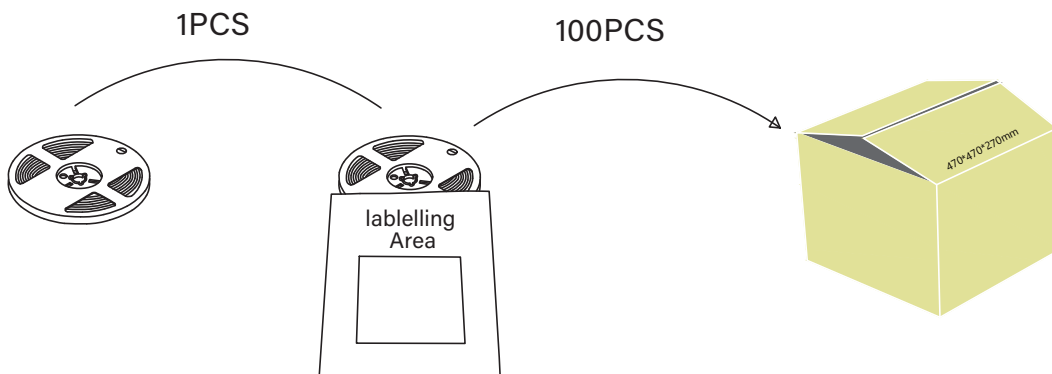
Absolute Maximum Ratings

Parameter	Symbol	Value	Units
Thermal Measurement Point	Tc	80	
Operating Temperature	Topr	-20~+40	°C
Storage Temperature	Ts	-20~+80	
Number of FPC Connection			

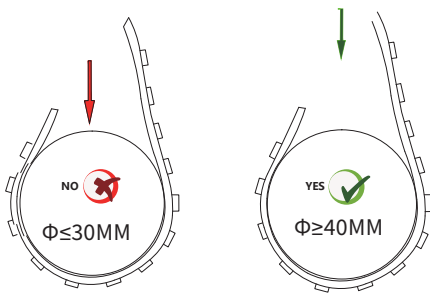
Wiring Diagram Application



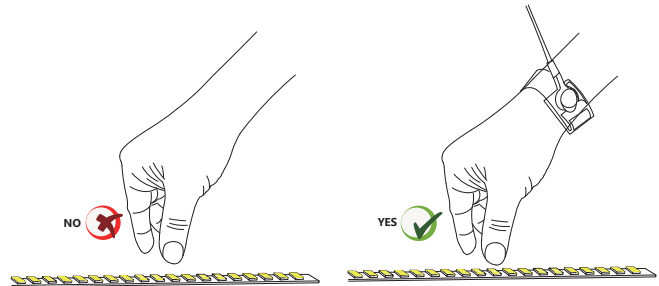
Packaging



! Cautions



<50mm diameter of wrapped object prohibited



Pls wear the electrostatics ring for avoid ESD

✓ Safety & Disclosures

1. Do not install the led strip in environment where excessive heat may occur.
2. Do not extend beyond the recommended maximum run length.
3. Only use copper wiring. Use wires rated for at least 176°F(80°C) and certified for use with external connection of electrical equipment.
4. Do not install IP20 LED strip products in outdoor / wet location environments.
5. Excessive handling, bending, and pressure may damage the product, voiding the warranty.
6. Improper wire selection and installation could overheat wires, and cause fire.
7. Do not connect directly to high voltage or AC power.
8. Installation must be in accordance with local and national electrical code regulations.
9. To ensure safety and correct installation, our strips are intended to be installed by a qualified, licensed electrician.