

PRODUCT DATA SHEET



Mini Cuttable

2835 100LEDs/m 15W/m



RS-2835-12V-100D



 Product Features

- 1. ▶ 10mm width, 2 LEDs per cut, only 2cm, ideal for DIY.
- 3. ▶ Source by high efficiency 2835 LEDs with light efficacy up to 150lm/W
- 2. ▶ Mini cutting design, suitable for cutting in various length
- 4. ▶ Ideal for office, residential, retail and industry lighting

 CCT Option



 IP Rating Option



IP20
Non-Waterproof



IP54
Spary/Nano Coated



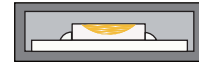
IP65
Sillcone glue Coated



IP67
Silicone tube

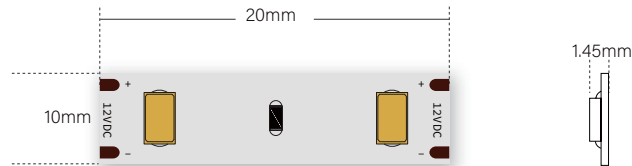


IP67
Silicone integrated molding/Extrusion



IP68
Sillcone tube injected silicone glue

 Dimensions



Note:

LED strip length tolerance is + -0.2%mm.
Width tolerance is + -0.2%mm.
Size of each section is 20mm.
DC 12V

 Diagram

Dimension mm/inch

Length/Reel	Width	Height	Min. Cutting ✂
5000/196.85	10/0.3937	1.45/0.0570	Every 20mm/0.787inch (2 LEDs)

 Data

Part Number	Working Voltage	Power (W/m)	Current (A/m)	LED Qty/m	CRI
RS-2835-12V-100D	12V	15W/m	1.25A/m	100	80+

CCT (°K)	Luminous Efficiency	lumen/m
2700K	151.2lm/W	2268lm/m
3000K	151.2lm/W	2268lm/m
4000K	159.5lm/W	2393.5lm/m
6000K	159.5lm/W	2393.5lm/m


Note:

The data base on IP20 non-waterproof.
The Lumen output value tolerance + -5% due to testing way.
The CCT will be + -100k tolerance.

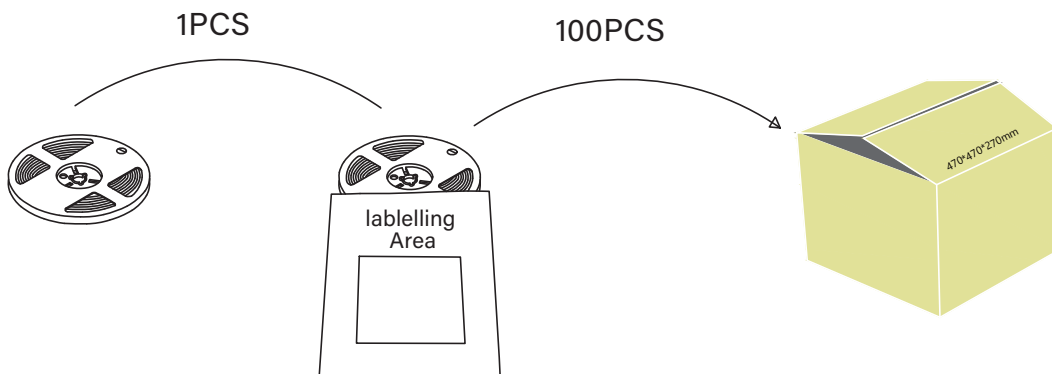
Absolute Maximum Ratings

Parameter	Symbol	Value	Units
Thermal Measurement Point	Tc	80	
Operating Temperature	Topr	-20~+40	°C
Storage Temperature	Ts	-20~+80	
Number of FPC Connection			

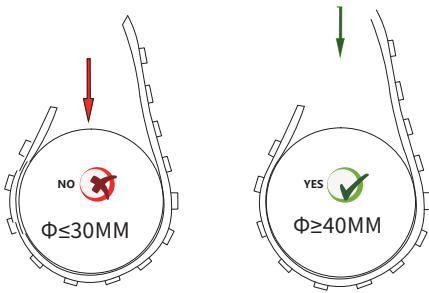
Wiring Diagram Application



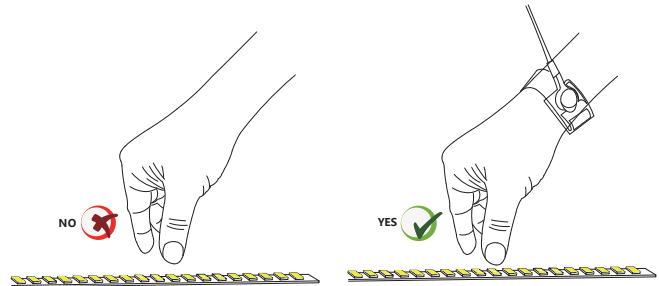
Packaging



! Cautions



<50mm diameter of wrapped object prohibited



Pls wear the electrostatics ring for avoid ESD

✓ Safety & Disclosures

1. Do not install the led strip in environment where excessive heat may occur.
2. Do not extend beyond the recommended maximum run length.
3. Only use copper wiring. Use wires rated for at least 176°F(80°C) and certified for use with external connection of electrical equipment.
4. Do not install IP20 LED strip products in outdoor / wet location environments.
5. Excessive handling, bending, and pressure may damage the product, voiding the warranty.
6. Improper wire selection and installation could overheat wires, and cause fire.
7. Do not connect directly to high voltage or AC power.
8. Installation must be in accordance with local and national electrical code regulations.
9. To ensure safety and correct installation, our strips are intended to be installed by a qualified, licensed electrician.