

PRODUCT DATA SHEET



S-Shape Bendable

RGB 5050 48LEDs/m 7.2W/m



RS-5050-12V-48D



---

 Product Features

1. ▶ Special S type PCB design, bendable in every way
2. ▶ 5050 RGB LED as light source, stable and high brightness
3. ▶ Three leds per unit can be cut according to printing mark
4. ▶ Ideal for office, residential, retail and industry lighting

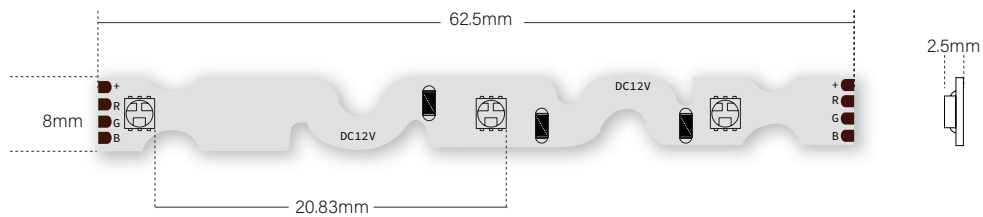
 CCT Option



## IP Rating Option



## Dimensions



## Note:

LED strip length tolerance is + -0.2%mm.  
Width tolerance is + -0.2%mm.  
Size of each section is 62.5mm.  
DC 12V

 **Diagram****Dimensions mm/inch**

Length/Reel	Width	Height	Min. Cutting ✂
5000/196.85	8/0.3149	2.5/0.0984	Every 62.5mm/2.4606inch (3 LEDs)

 **Data**

Part Number	Working Voltage	Power (W/m)	Current (A/m)	LED Qty/m
RS-5050-12V-48D	12V	7.2W/m	0.6641A/m	48

CCT (°K)	Luminous Efficiency	lumen/m
RGB	27.87lm/W	222.1lm/m


**Note:**

The data base on IP20 non-waterproof.  
The Lumen output value tolerance + -5% due to testing way.  
The CCT will be + -100k tolerance.

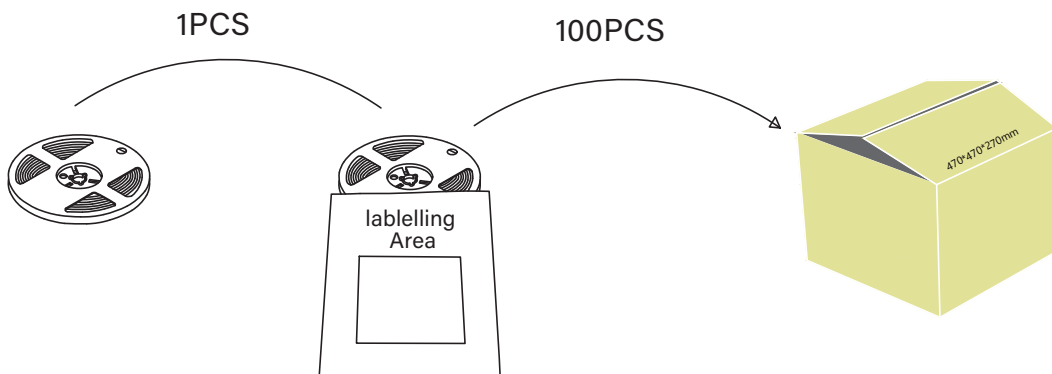
## Absolute Maximum Ratings

Parameter	Symbol	Value	Units
Thermal Measurement Point	Tc	80	
Operating Temperature	Topr	-20~+40	°C
Storage Temperature	Ts	-20~+80	
Number of FPC Connection			

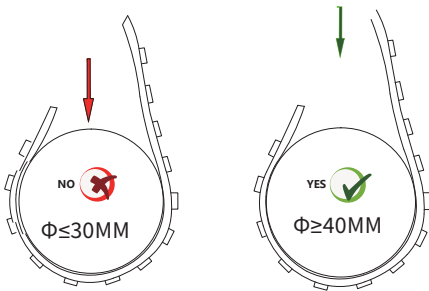
## Wiring Diagram Application



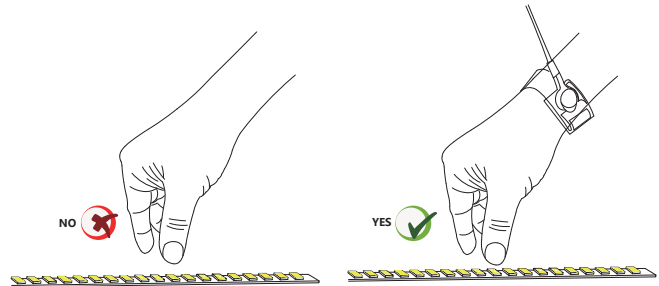
## Packaging



## ! Cautions



<50mm diameter of wrapped object prohibited



Pls wear the electrostatics ring for avoid ESD

## ✓ Safety & Disclosures

1. Do not install the led strip in environment where excessive heat may occur.
2. Do not extend beyond the recommended maximum run length.
3. Only use copper wiring. Use wires rated for at least 176°F(80°C) and certified for use with external connection of electrical equipment.
4. Do not install IP20 LED strip products in outdoor / wet location environments.
5. Excessive handling, bending, and pressure may damage the product, voiding the warranty.
6. Improper wire selection and installation could overheat wires, and cause fire.
7. Do not connect directly to high voltage or AC power.
8. Installation must be in accordance with local and national electrical code regulations.
9. To ensure safety and correct installation, our strips are intended to be installed by a qualified, licensed electrician.