

PRODUCT DATA SHEET



SMD 3014 Classic Series
3014 240 LEDs/m 19.2W/m



RS-3014-24V-240D-08-20



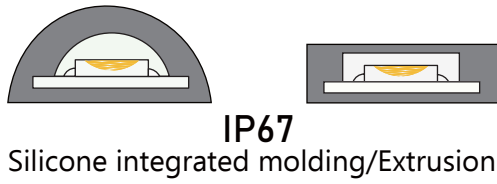
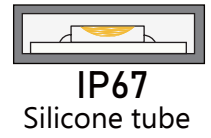
 Product Features

1. Source by high output 3014 Top Led with uniform illumination
2. High Brightness, Efficiency, Customized Wattage, Luminous Flux per M
3. Cuttable and Re-Connectable, with Various Connector
4. CRI90+ and CRI98+ are available.


 CCT Option



 IP Rating Option



 Dimensions



Note:

LED strip length tolerance is + -0.2%mm.
Width tolerance is + -0.2%mm.
Size of each section is 25mm.
DC 24V

 **Diagram**

Dimensions (mm)

Length/Reel	Width	Height	Min. Cutting ✂
5000	8	1.45	Every 25mm (6 LEDs)

 **Data**

Part Number	Working Voltage	Power (W/m)	Current (A/m)	LED Qty/m	CRI
RS-3014-24V-240D-08-20	24V	19.2W/m	0.8569A/m	240	90+

CCT (°K)	Luminous Efficiency	lumen/m
2700K	87.5lm/W	1798.86lm/m
3000K	87.5lm/W	1798.86lm/m
4000K	94.9lm/W	1951lm/m
6000K	94.9lm/W	1951lm/m


Note:

The data base on IP20 non-waterproof.
The Lumen output value tolerance + -5% due to testing way.
The CCT will be + -100k tolerance.

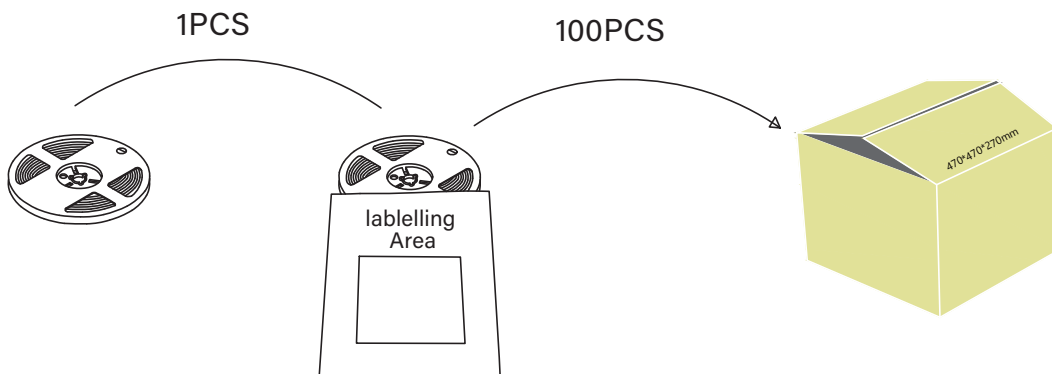
Absolute Maximum Ratings

Parameter	Symbol	Value	Units
Thermal Measurement Point	Tc	80	
Operating Temperature	Topr	-20~+40	°C
Storage Temperature	Ts	-20~+80	
Number of FPC Connection			

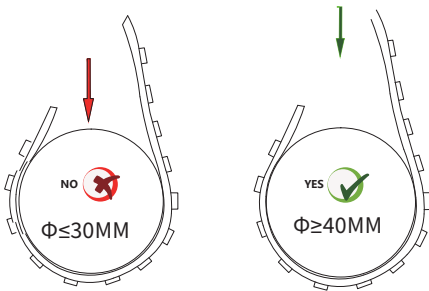
Wiring Diagram Application



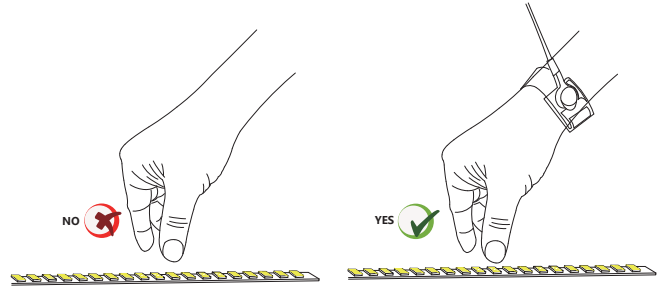
Packaging



! Cautions



<50mm diameter of wrapped object prohibited



Pls wear the electrostatics ring for avoid ESD

✓ Safety & Disclosures

1. Do not install the led strip in environment where excessive heat may occur.
2. Do not extend beyond the recommended maximum run length.
3. Only use copper wiring. Use wires rated for at least 176°F(80°C) and certified for use with external connection of electrical equipment.
4. Do not install IP20 LED strip products in outdoor / wet location environments.
5. Excessive handling, bending, and pressure may damage the product, voiding the warranty.
6. Improper wire selection and installation could overheat wires, and cause fire.
7. Do not connect directly to high voltage or AC power.
8. Installation must be in accordance with local and national electrical code regulations.
9. To ensure safety and correct installation, our strips are intended to be installed by a qualified, licensed electrician.