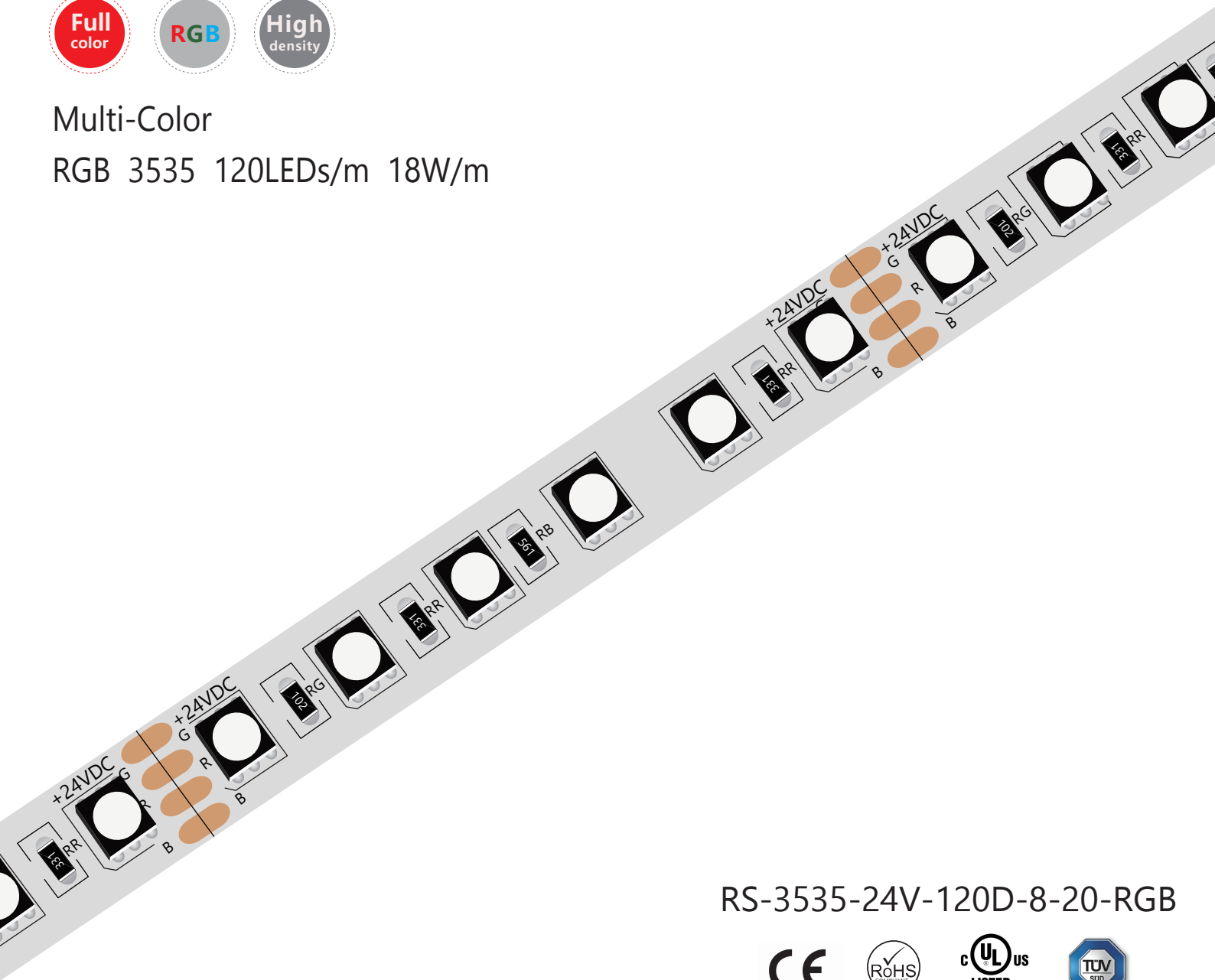


PRODUCT DATA SHEET



Multi-Color

RGB 3535 120LEDs/m 18W/m



RS-3535-24V-120D-8-20-RGB



 Product Features

1. ▶ Mini 3535 RGB color changing
2. ▶ Compatible with most of controllers in the markets
3. ▶ 24Vdc input, less heat and voltage drop then 12Vdc
4. ▶ Ideal for office, residential, retail and industry lighting

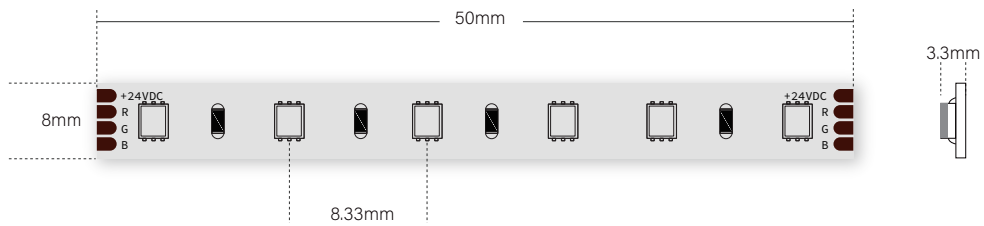
 Color



IP Rating Option



Dimensions



Note:

LED strip length tolerance is + -0.2%mm.
Width tolerance is + -0.2%mm.
Size of each section is 50mm.
DC 24V

 **Diagram****Dimension mm/inch**

Length/Reel	Width	Height	Min. Cutting ✂
5000/196.85	8/0.3149	3.3/0.1299	Every 50mm/1.9685inch (6 LEDs)

 **Data**

Part Number	Working Voltage	Power (W/m)	Current (A/m)	LED Qty/m
RS-3535-24V-120D-8-20-RGB	24V	18W/m	0.7363A/m	120

CCT (°K)	Luminous Efficiency	lumen/m
RGB	29.77lm/W	526.0lm/m


Note:

The data base on IP20 non-waterproof.
The Lumen output value tolerance + -5% due to testing way.
The CCT will be + -100k tolerance.

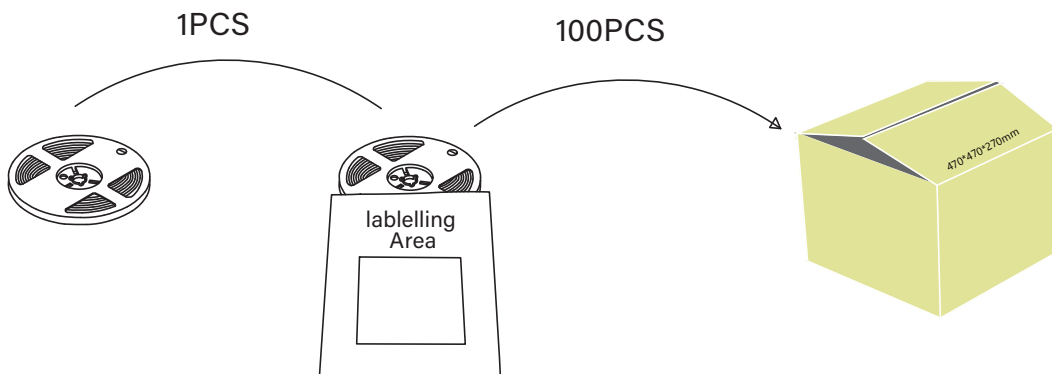
Absolute Maximum Ratings

Parameter	Symbol	Value	Units
Thermal Measurement Point	Tc	80	
Operating Temperature	Topr	-20~+40	°C
Storage Temperature	Ts	-20~+80	
Number of FPC Connection			

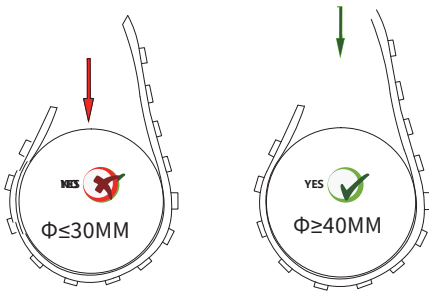
Wiring Diagram Application



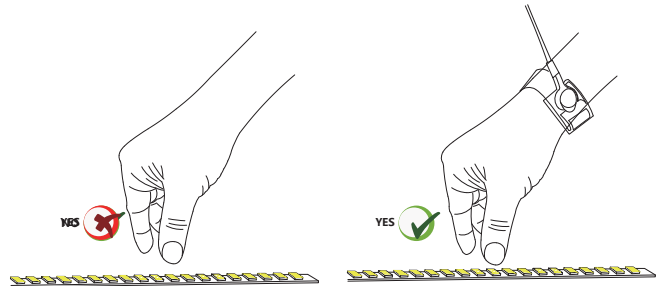
Packaging



⚠ Cautions



<50mm diameter of wrapped object prohibited



Pls wear the electrostatics ring for avoid ESD

✓ Safety & Disclosures

1. Do not install the led strip in environment where excessive heat may occur.
2. Do not extend beyond the recommended maximum run length.
3. Only use copper wiring. Use wires rated for at least 176°F(80°C) and certified for use with external connection of electrical equipment.
4. Do not install IP20 LED strip products in outdoor / wet location environments.
5. Excessive handling, bending, and pressure may damage the product, voiding the warranty.
6. Improper wire selection and installation could overheat wires, and cause fire.
7. Do not connect directly to high voltage or AC power.
8. Installation must be in accordance with local and national electrical code regulations.
9. To ensure safety and correct installation, our strips are intended to be installed by a qualified, licensed electrician.