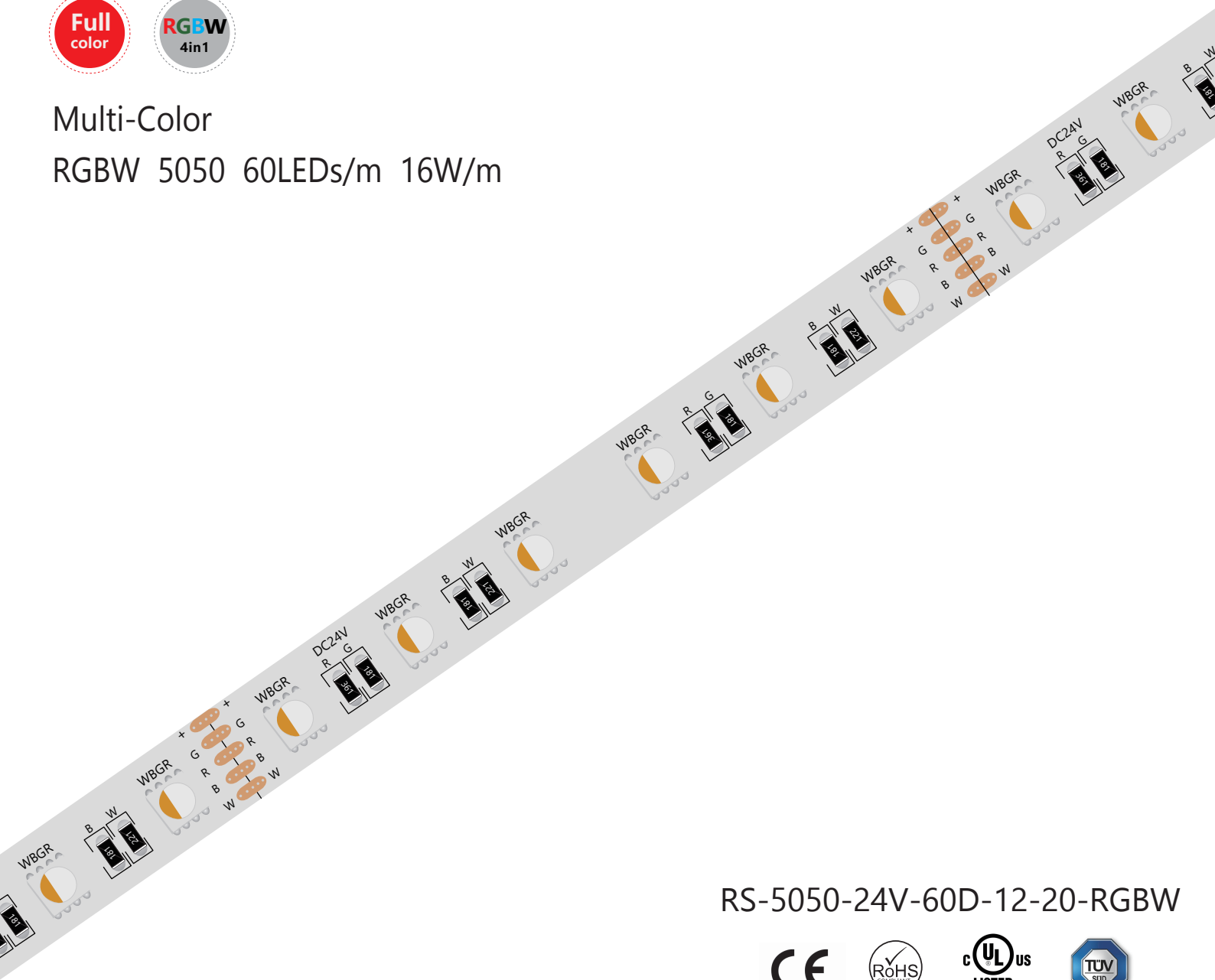


PRODUCT DATA SHEET



Multi-Color

RGBW 5050 60LEDs/m 16W/m



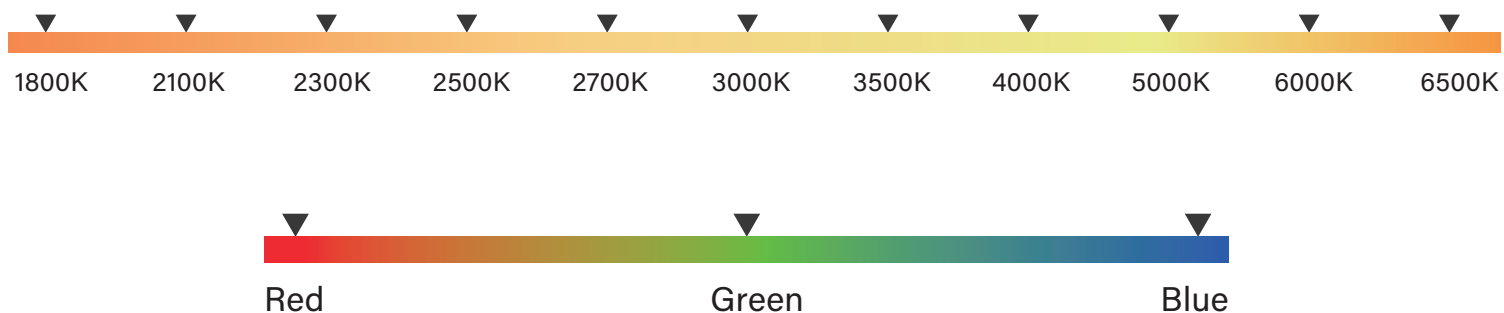
RS-5050-24V-60D-12-20-RGBW



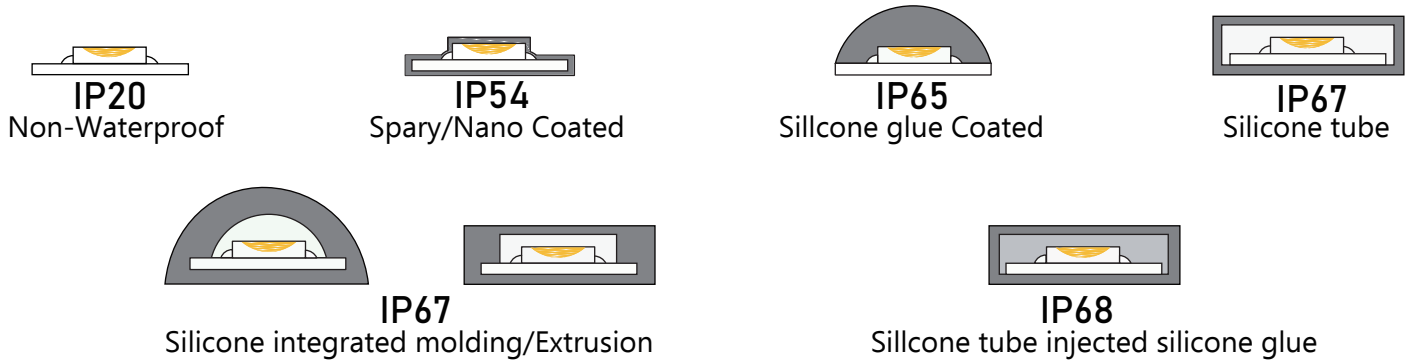
Product Features

1. Four channel flexible led strip with RGB+W/NW/CW, 4 in1 chip SMD
2. Three or six leds per unit can be cut according to printing mark
3. CRI 90 available on White color
4. Offer different IP rates for different applications

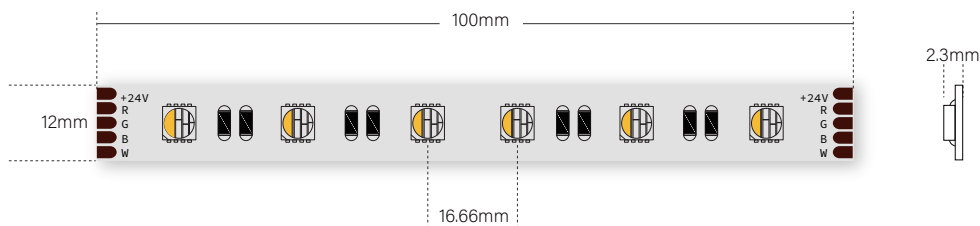
CCT Option



IP Rating Option



Dimensions




Note:

LED strip length tolerance is + -0.2%mm.
Width tolerance is + -0.2%mm.
Size of each section is 100mm.
DC 24V

 **Diagram**

Dimension mm/inch

Length/Reel	Width	Height	Min. Cutting 
5000/196.85	12/0.4724	2.5/0.0984	Every 100mm/3.9370inch (6 LEDs)

 **Data**

Part Number	Working Voltage	Power (W/m)	Current (A/m)	LED Qty/m
RS-5050-24V-60D-12-20-RGBW	12V/24V	16W/m	0.6776A/m	60

CCT (°K)	Luminous Efficiency	lumen/m
RGBW2700K	36.11lm/W	587.2lm/m
RGBW3000K	36.11lm/W	587.2lm/m
RGBW4000K	38.32lm/W	611.7lm/m
RGBW6000K	38.32lm/W	611.7lm/m


Note:

The data base on IP20 non-waterproof.
The Lumen output value tolerance + -5% due to testing way.
The CCT will be + -100k tolerance.

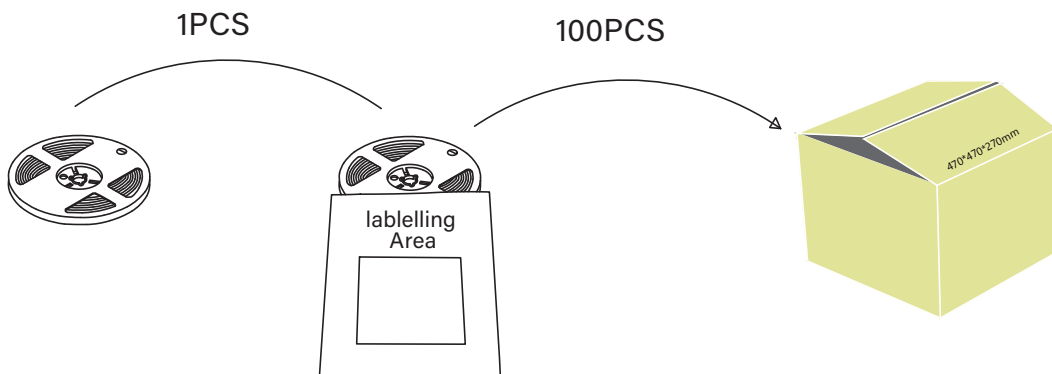
Absolute Maximum Ratings

Parameter	Symbol	Value	Units
Thermal Measurement Point	Tc	80	
Operating Temperature	Topr	-20~+40	°C
Storage Temperature	Ts	-20~+80	
Number of FPC Connection			

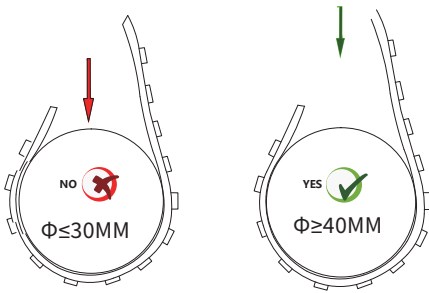
Wiring Diagram Application



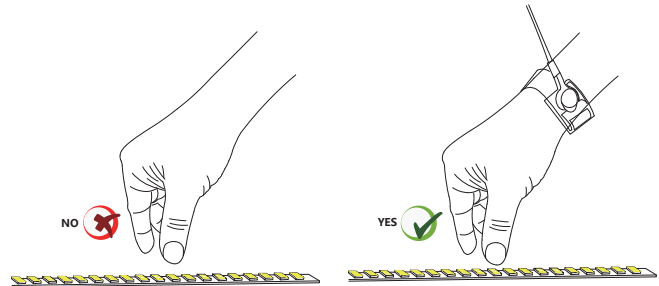
Packaging



! Cautions



<50mm diameter of wrapped object prohibited



Pls wear the electrostatics ring for avoid ESD

✓ Safety & Disclosures

1. Do not install the led strip in environment where excessive heat may occur.
2. Do not extend beyond the recommended maximum run length.
3. Only use copper wiring. Use wires rated for at least 176°F(80°C) and certified for use with external connection of electrical equipment.
4. Do not install IP20 LED strip products in outdoor / wet location environments.
5. Excessive handling, bending, and pressure may damage the product, voiding the warranty.
6. Improper wire selection and installation could overheat wires, and cause fire.
7. Do not connect directly to high voltage or AC power.
8. Installation must be in accordance with local and national electrical code regulations.
9. To ensure safety and correct installation, our strips are intended to be installed by a qualified, licensed electrician.