



LED Panel Flex

Cut out design you want

Single Color/Dual color/Multi-color/Digital optional;
Suitable for advertisements/counter/bar tops/curved surfaces etc.

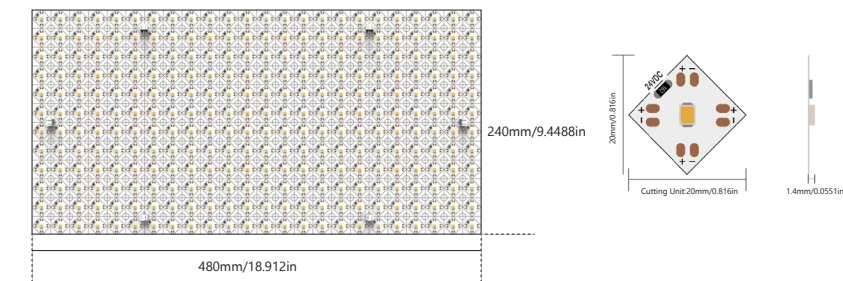


107 RS-PL2835-24V-288D-20

ONE LED IP54 24V 480*240 mm 1 Sheet Package

Basic Parameters

Power	30W/Sheet	
Input Voltage	24VDC	
Input Current	1.25A/Sheet	
Cutting Unit	20*20mm	0.787*0.787in
Size	480x240x1.4mm	18.912*9.4488*0.0551in
Bend Diameter	>60mm	>2.362in
Copper foil	2oz	



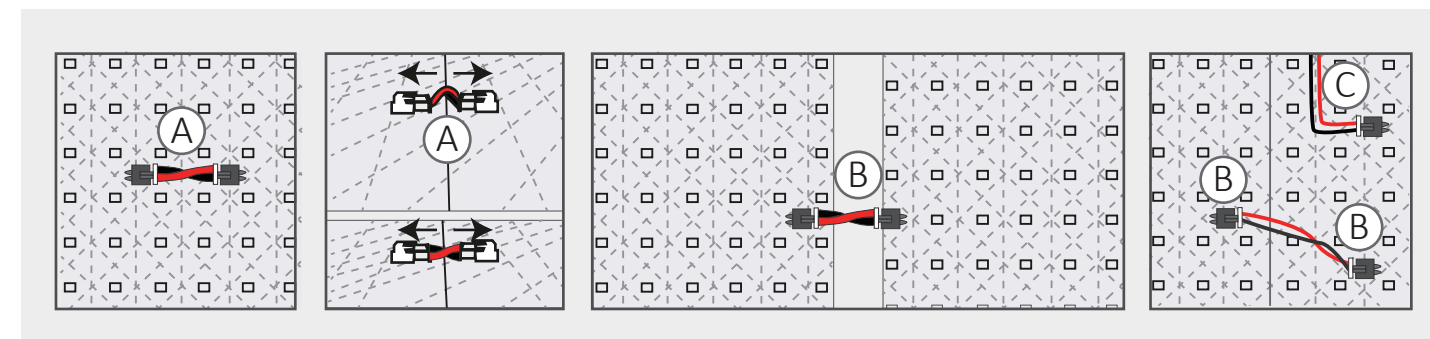
Recommended Accessories

	PL-2PIN-ST81MM		PL-2PIN-WB
	PL-2PIN-DT156MM		PL-2PIN-C
	PL-2PIN-ST305MM		RS-V1+R6-1
	PL-SP		RS-LRS-50-24

Photo-electric Parameters

CRI	CCT (°K)	LM/Sheet	LM/W
>90	2700K	2649	89
	3000K	2649	89
	4000K	2789	94
	6500K	2789	94
Other options	Red	/	/
	Green	/	/
	Blue	/	/

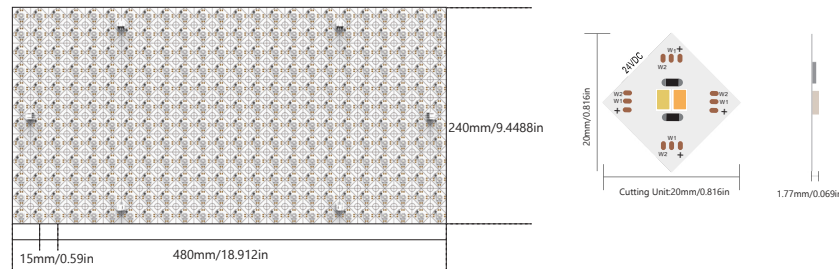
Note:
Current rating of the cable 20AWG: 2A
When only using terminal wires for connection (without soldering wires), 3 pieces should be connected together.
When connecting more sheets, please solder the wires.





108 RS-PL2835CA-24V-576D-20

Dual Color
IP54
24V
480*240 mm
1 Sheet Package



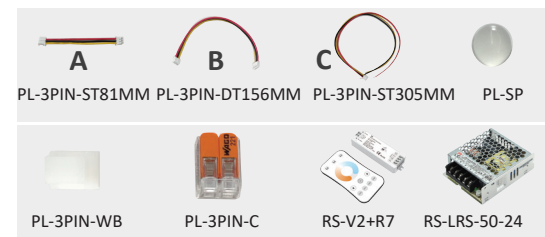
Basic Parameters

Power	40W/Sheet	
Input Voltage	24VDC	
Input Current	1.5A/Sheet	
Cutting Unit	20*20mm	0.787*0.787in
Size	480x240x1.77mm	18.912*9.4488*0.069in
Bend Diameter	>60mm	>2.362in
Copper foil	2oz	

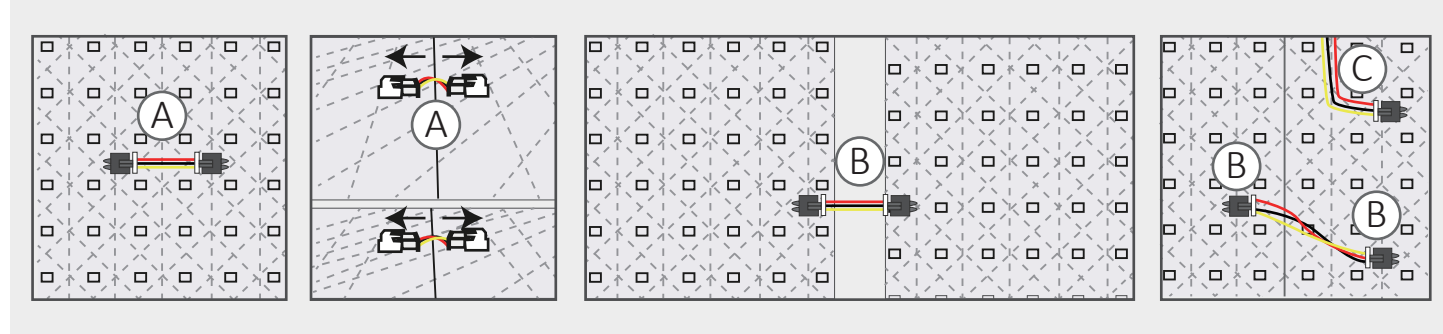
Photo-electric Parameters

CRI	CCT (°K)	LM/Sheet	LM/W
>90	1800K	2800	70
	3500K	3160	79
	6000K	3680	92

Recommended Accessories



Note:
Current rating of the cable 20AWG: 2A
When only using terminal wires for connection (without soldering wires), 3 pieces should be connected together.
When connecting more sheets, please solder the wires.

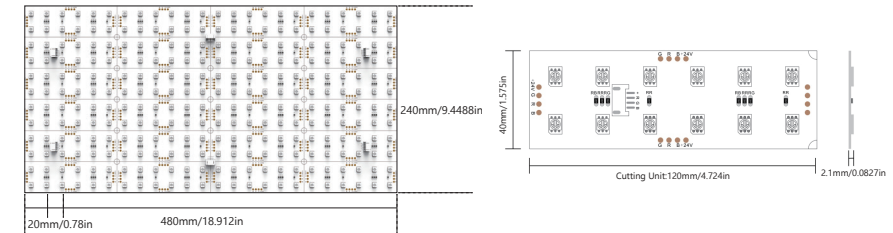


109 RS-PL5050RGB-24V-288D-20

ONE LED
IP54
24V
480*240 mm
1 Sheet Package

Basic Parameters

Power	56W/Sheet	
Input Voltage	24VDC	
Input Current	2.35A/Sheet	
Cutting Unit	40*120mm	1.575*4.724in
Size	480x240x2.1mm	18.912*9.4488*0.0827in
Bend Diameter	>60mm	>2.362in
Copper foil	2oz	



Recommended Accessories

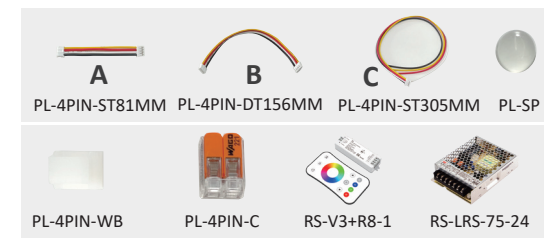
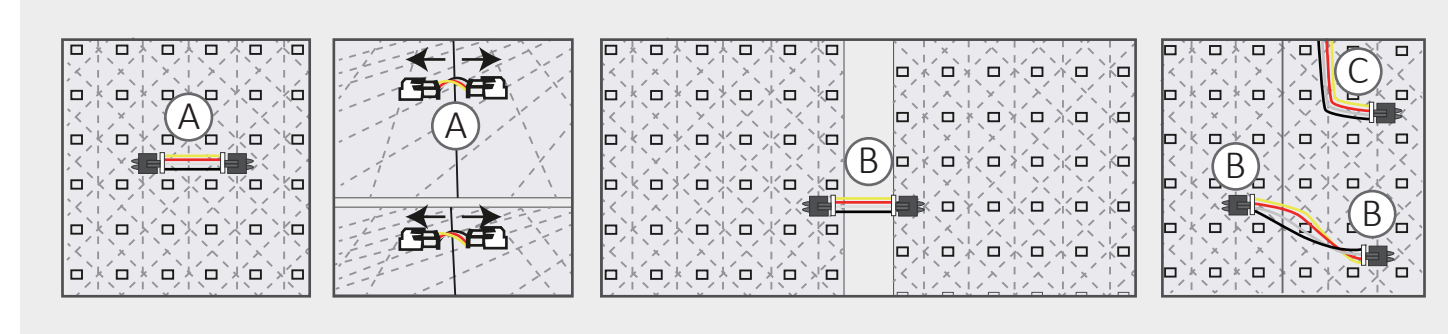


Photo-electric Parameters

COLOR	LM/Sheet	LM/W
RGB	1875	33

Note:
Current rating of the cable 20AWG: 2A
When only using terminal wires for connection (without soldering wires), 3 pieces should be connected together.
When connecting more sheets, please solder the wires.





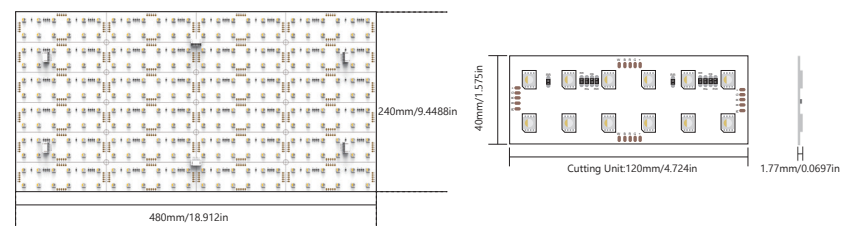
110 RS-PL5050RGBW-24V-288D-20

RGB W IP54 24V 480*240 mm 1 Sheet Package



111 RS-PL5050RGBWW-24V-288D-20

RGB CCT IP54 24V 480*240 mm 1 Sheet Package



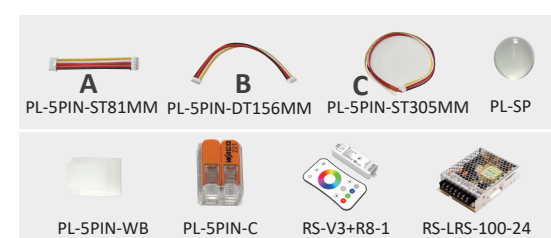
Basic Parameters

Power	60W/Sheet	
Input Voltage	24VDC	
Input Current	2.53A/Sheet	
Cutting Unit	40*120mm	1.575*4.724in
Size	480*240*1.77mm	18.912*9.4488*0.0697in
Bend Diameter	>60mm	>2.362in
Copper foil	2oz	

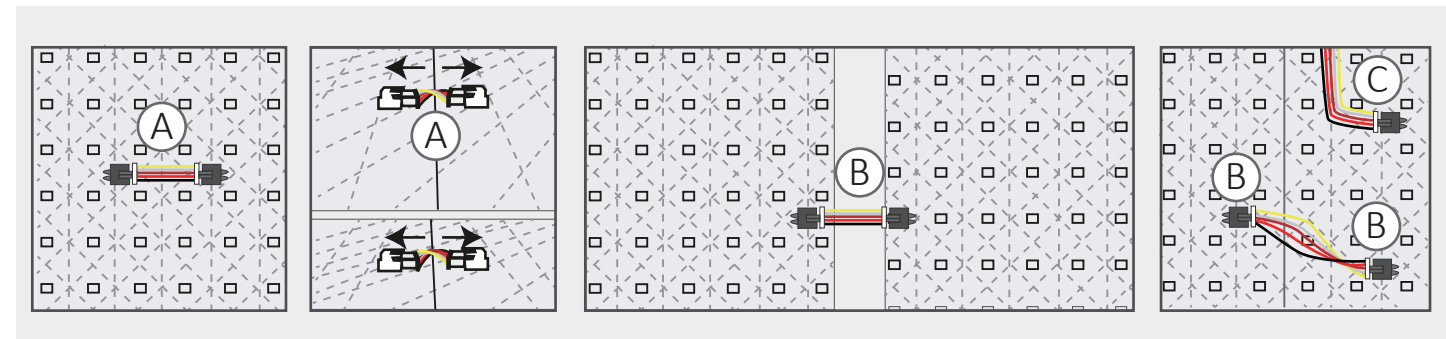
Photo-electric Parameters

CRI	CCT (°K)	LM/Sheet	LM/W
>90	RGBW(2700K)	3282	54
	RGBW(3000K)	3282	54
	RGBW(4000K)	3446	57
	RGBW(6000K)	3446	57

Recommended Accessories

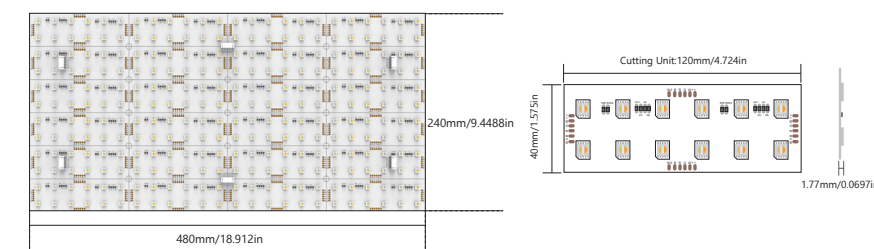


Note:
Current rating of the cable 20AWG: 2A
When only using terminal wires for connection (without soldering wires), 3 pieces should be connected together.
When connecting more sheets, please solder the wires.



Basic Parameters

Power	70W/Sheet	
Input Voltage	24VDC	
Input Current	2.955A/Sheet	
Cutting Unit	40*120mm	1.575*4.724in
Size	480*240*1.77mm	18.912*9.4488*0.0697in
Bend Diameter	>60mm	>2.362in
Copper foil	2oz	



Recommended Accessories

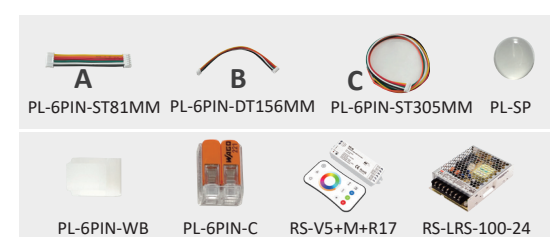
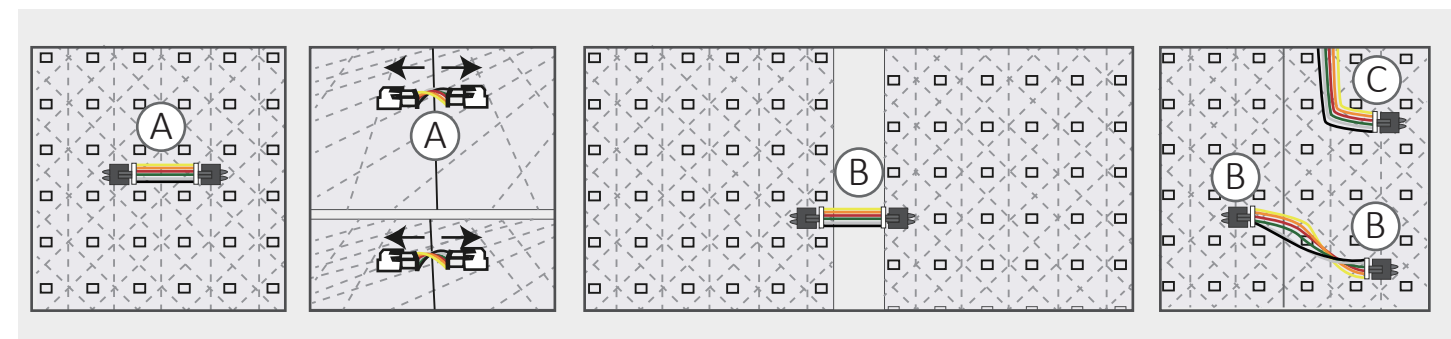


Photo-electric Parameters

CRI	CCT (°K)	LM/Sheet	LM/W
>80	2400K+6500K	4474	63

Note:
Current rating of the cable 20AWG: 2A
When only using terminal wires for connection (without soldering wires), 3 pieces should be connected together.
When connecting more sheets, please solder the wires.





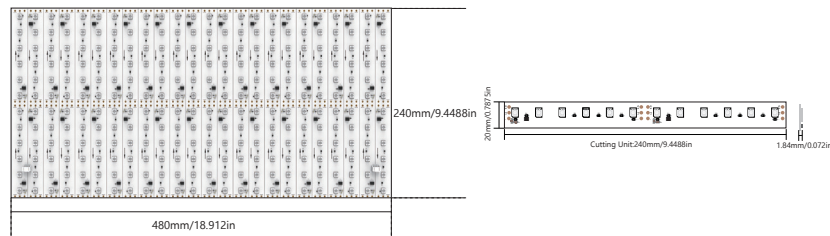
112 RS-PL5050SPIRGB-24V-288D-20



113 RS-PL5050DMXRGB-24V-288D-20

Basic Parameters

Power	75W/Sheet	
Input Voltage	24VDC	
Input Current	3.147A/Sheet	
Cutting Unit	20*240mm	0.7875*9.4488in
Size	480x240x1.77mm	18.912*9.4488*0.0697in
Bend Diameter	>60mm	>2.362in
Copper foil	2oz	



Basic Parameters

Power	75W/Sheet	
Input Voltage	24VDC	
Input Current	3.1A/Sheet	
Cutting Unit	20*240mm	0.7875*9.4488in
Size	480x240x1.77mm	18.912*9.4488*0.0697in
Bend Diameter	>60mm	>2.362in
Copper foil	2oz	

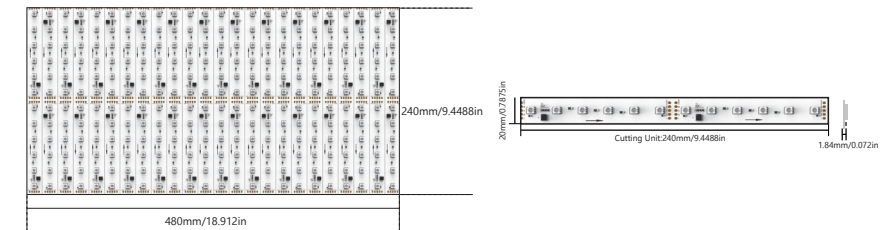


Photo-electric Parameters


COLOR	LM/Sheet	LM/W
RGB	1751	23


Recommended Accessories

Recommended Accessories

Photo-electric Parameters

COLOR	LM/Sheet	LM/W
RGB	1983	27





114 RS-PL2835-24V-450D-20



Basic Parameters

Power	40W/Sheet	
Input Voltage	24VDC	
Input Current	1.67A/Sheet	
Cutting Unit	20*20mm	0.787*0.787in
Size	600x300x1.4mm	23.62*11.81*0.0551in
Bend Diameter	>60mm	>2.362in
Copper foil	2oz	

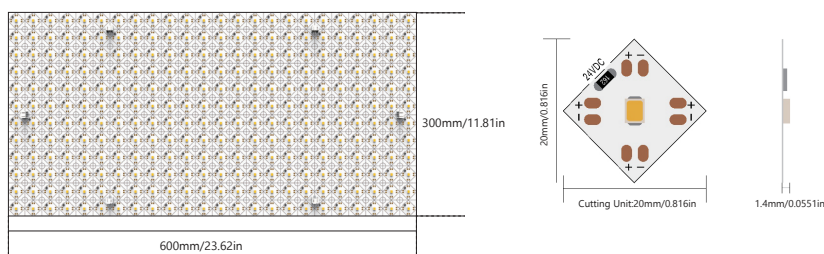
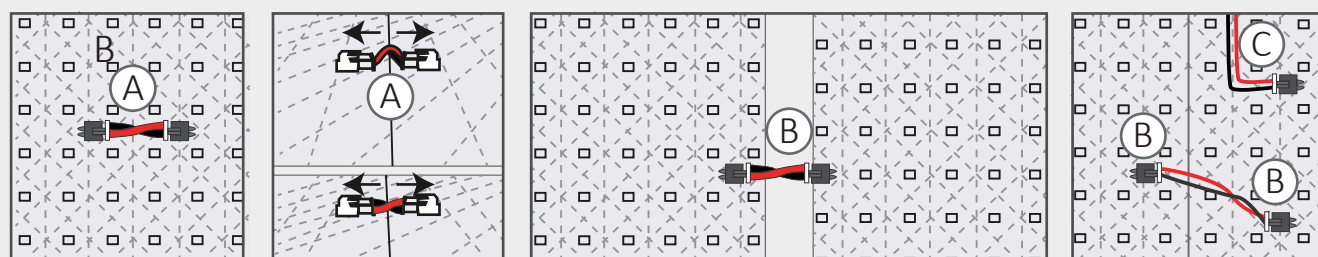



Photo-electric Parameters

CRI	CCT (°K)	LM/Sheet	LM/W
>90	2700K	3438	82
	3000K	3438	82
	4000K	4156	99
	6000K	4156	99
Other options	Red	/	/
	Green	/	/
	Blue	/	/

Note:
Current rating of the cable 20AWG: 2A
When only using terminal wires for connection (without soldering wires), 3 pieces should be connected together.
When connecting more sheets, please solder the wires.

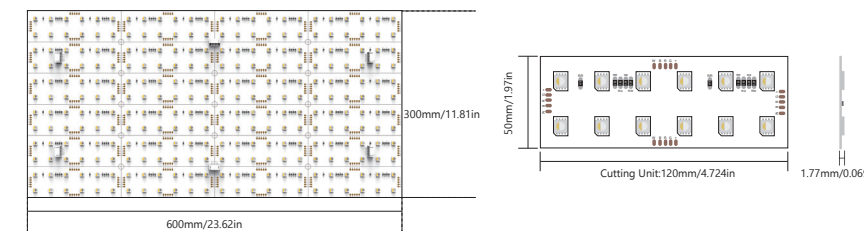


115 RS-PL5050RGBW-24V-360D-20



Basic Parameters

Power	60W/Sheet	
Input Voltage	24VDC	
Input Current	2.443A/Sheet	
Cutting Unit	50*120mm	1.97*4.724in
Size	600x300x1.77mm	23.62*11.81*0.0697in
Bend Diameter	>60mm	>2.362in
Copper foil	2oz	



Recommended Accessories




Photo-electric Parameters

CRI	CCT (°K)	LM/Sheet	LM/W
>80	RGBW(2700K)	3250	54
	RGBW(3000K)	3250	54
	RGBW(4000K)	3286	56
	RGBW(6000K)	3286	56

Note:
Current rating of the cable 20AWG: 2A
When only using terminal wires for connection (without soldering wires), 3 pieces should be connected together.
When connecting more sheets, please solder the wires.

