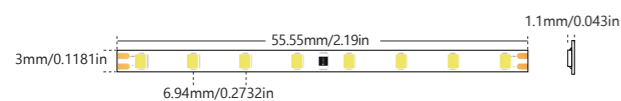


20 RS-UN2216-24V-144D-03-20

2216 144LEDS/M

- Pass (EU) 2019/2020 regulation, Eco design conformed.
- Ultra-narrow, only 3mm width, for more limited places.
- Adopt upgraded SMD2216 Plus LEDs with uniform illumination.
- Better anti-bending, anti-breaking capacity.
- CRI90+ standard, CRI95/98 available.
- Warranty: 5 years.



3mm Width | Pass ERP | CRI 90 | IP54 | 24V | 5M REEL

Basic Parameters

Power	11.2W/m	3.41W/ft
Input Voltage	24VDC (12VDC)	24VDC
Input Current	0.466A/m	0.14A/ft
Cutting Unit	8LEDs/55.5mm	8LEDs/2.19in
Bead spacing	6.94mm	0.2732in
Size	5000×3×1.1mm	196.85×0.1181×0.043in
Bend Diameter	>60mm	>2.36in
Copper foil	2oz	2oz

Luminous Intensity Distribution

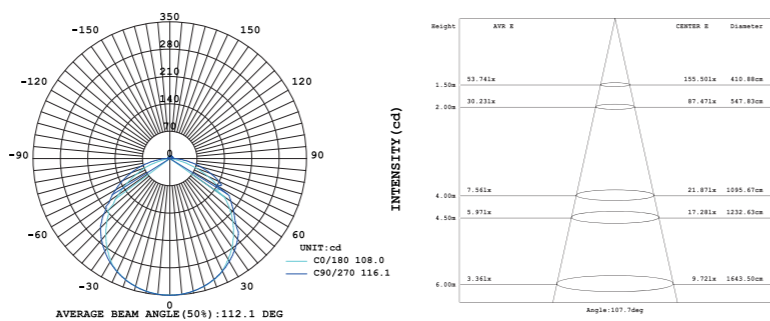


Photo-electric Parameters

CRI	CCT (°K)	LM/M	LM/ft	LM/W	Energy Efficiency CLASS
>90	2700K	1210	369	108	F
	3000K	1210	369	108	F
	4000K	1265	386	113	F
	6000K	1265	386	113	F
Other options	Red	/	/	/	/
	Green	/	/	/	/
	Blue	/	/	/	/

KEY FEATURES

LONG LED LIFESPAN | FLEX & CURVE | CUTTABLE | CUSTOM LENGTHS | CUSTOM COLOR TEMPS | CONSISTENT LIGHT COLOR

21 RS-UN2216-24V-288D-03-20

2216 288LEDS/M

- Ultra-narrow, only 3mm width, for more limited places.
- Adopt upgraded SMD2216 Plus LEDs with uniform illumination.
- Better anti-bending, anti-breaking capacity.
- CRI90+ standard, CRI95/98 available.
- Warranty: 5 years.



High Density | 3mm Width | CRI 90 | IP54 | 24V | 5M REEL

Basic Parameters

Power	14W/m	4.27W/ft
Input Voltage	24VDC (12VDC)	24VDC (12VDC)
Input Current	0.583A/m	0.14A/ft
Cutting Unit	6LEDs/20.8mm	6LEDs/0.819in
Bead spacing	3.47mm	0.137in
Size	5000×3×1.1mm	196.85×0.1181×0.043in
Bend Diameter	>60mm	>2.36in
Copper foil	2oz	2oz

Luminous Intensity Distribution

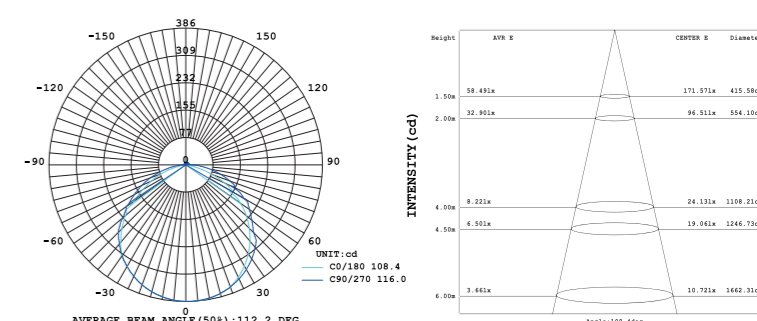


Photo-electric Parameters

CRI	CCT (°K)	LM/M	LM/ft	LM/W	Energy Efficiency CLASS
>90	2700K	1134	345	81	/
	3000K	1134	345	81	/
	4000K	1190	362	85	/
	6000K	1190	362	85	/
Other options	Red	/	/	/	/
	Green	/	/	/	/
	Blue	/	/	/	/

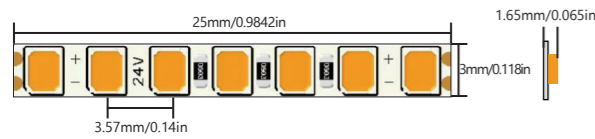
KEY FEATURES

LONG LED LIFESPAN | FLEX & CURVE | CUTTABLE | CUSTOM LENGTHS | CUSTOM COLOR TEMPS | CONSISTENT LIGHT COLOR

22 RS-UN2022-24V-280D-03-20

2022 280LEDS/M

- Pass (EU) 2019/2020 regulation, Eco design conformed.
- Adopt new & high output SMD2022 LEDs with uniform illumination.
- Ultra-narrow, only 5mm width, for more limited places.
- Better anti-bending, anti-breaking capacity.
- CRI90 standard, CRI95 available.
- Warranty: 5 years.



3mm Width Pass ERP CRI 90 IP54 24V 5M REEL

Basic Parameters

Power	8W/m	2.44W/ft
Input Voltage	24VDC	24VDC
Input Current	0.369A/m	0.113A/ft
Cutting Unit	7LEDs/25mm	7LEDs/0.9842in
Bead spacing	3.57mm	0.14in
Size	5000×3×1.65mm	196.85×0.118×0.065in
Bend Diameter	>60mm	>2.36in
Copper foil	2oz	2oz

Luminous Intensity Distribution

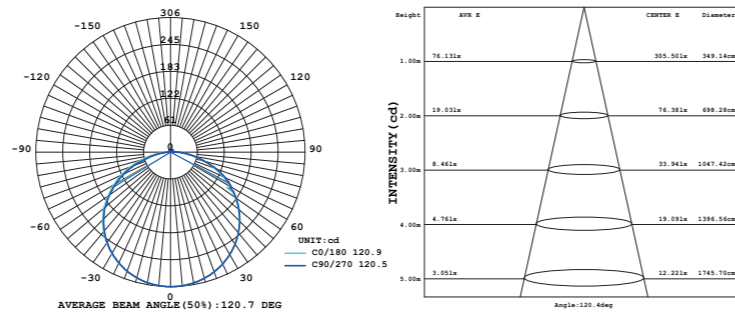


Photo-electric Parameters

CRI	CCT (°K)	LM/M	LM/ft	LM/W	Energy Efficiency CLASS
>80	3000K	824	251	103	F
	4000K	872	266	109	F
	6000K	872	266	109	F
Other options	Red	/	/	/	/
	Green	/	/	/	/
	Blue	/	/	/	/

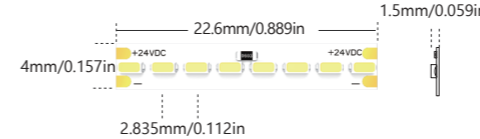
KEY FEATURES

LONG LED LIFESPAN FLEX & CURVE CUTTABLE CUSTOM LENGTHS CUSTOM COLOR TEMPS CONSISTENT LIGHT COLOR

23 RS-UN2110-24V-352D-04-20

2110 352LEDS/M

- Pass (EU) 2019/2020 regulation, Eco design conformed.
- Ultra-narrow, only 4mm width, for more limited places.
- Adopt high output SMD2110 LEDs with uniform illumination.
- Better anti-bending, anti-breaking capacity.
- CRI90+ standard, CRI95/98 available.
- Warranty: 5 years.



4mm Width Pass ERP CRI 90 IP54 24V 5M REEL

Basic Parameters

Power	9W/m	2.74W/ft
Input Voltage	24VDC	24VDC
Input Current	0.375A/m	0.12A/ft
Cutting Unit	8LEDs/22.6mm	8LEDs/0.889in
Bead spacing	2.835mm	0.112in
Size	5000×4×1.5mm	196.85×0.157×0.059in
Bend Diameter	>60mm	>2.36in
Copper foil	2oz	2oz

Luminous Intensity Distribution

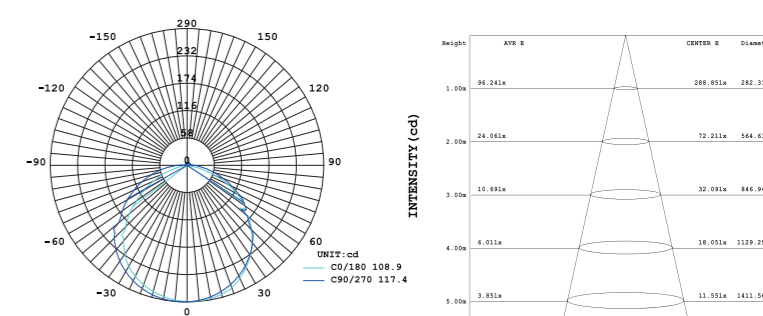


Photo-electric Parameters

CRI	CCT (°K)	LM/M	LM/ft	LM/W	Energy Efficiency CLASS
>90	2700K	945	288	105	F
	3000K	945	288	105	F
	4000K	990	302	110	F
	6000K	990	302	110	F
Other options	Red	/	/	/	/
	Green	/	/	/	/
	Blue	/	/	/	/

KEY FEATURES

LONG LED LIFESPAN FLEX & CURVE CUTTABLE CUSTOM LENGTHS CUSTOM COLOR TEMPS CONSISTENT LIGHT COLOR

24 RS-UN2835-24V-210D-05-20

2835 210LEDS/M

- Pass (EU) 2019/2020 regulation, Eco design conformed.
- Ultra-narrow, only 5mm width, for more limited places.
- Adopt high output SMD2835 LEDs with uniform illumination.
- Better anti-bending, anti-breaking capacity.
- CRI90+ standard, CRI95/98 available.
- Warranty: 5 years.



5mm Width | Pass ERP | IP54 | IP67 | IP68 | 24V | 5M REEL

Basic Parameters

Power	10W/m	3.05W/ft
Input Voltage	24VDC	24VDC
Input Current	0.416A/m	0.127A/ft
Cutting Unit	7LEDs/33.5mm	7LEDs/1.318in
Bead spacing	4.76mm	0.187in
Size	5000x5x1.45mm	196.85x0.196x0.057in
Bend Diameter	>60mm	>2.36in
Copper foil	2oz	2oz

Luminous Intensity Distribution

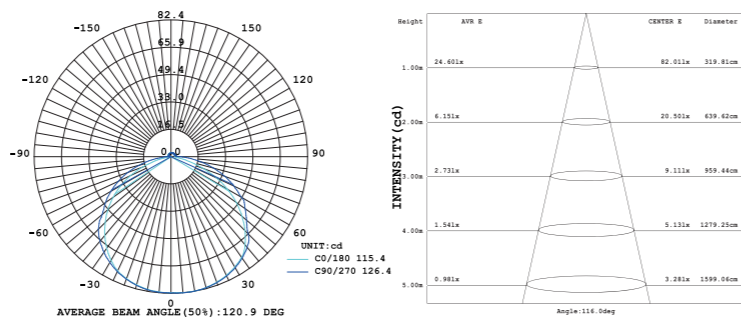


Photo-electric Parameters

CRI	CCT (°K)	LM/M	LM/ft	LM/W	Energy Efficiency CLASS
>80	2700K	1130	344	113	F
	3000K	1130	344	113	F
	4000K	1190	363	119	E
	6000K	1190	363	119	E
Other options	Red	/	/	/	/
	Green	/	/	/	/
	Blue	/	/	/	/

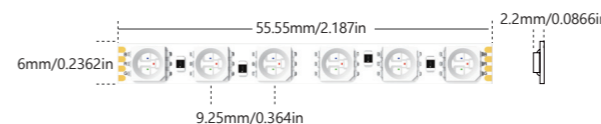
KEY FEATURES

LONG LED LIFESPAN | FLEX & CURVE | CUTTABLE | CUSTOM LENGTHS | CUSTOM COLOR TEMPS | ONE BIN ONLY CONSISTENT LIGHT COLOR

25 RS-UN5050RGB-24V-108D-06-20

5050 108LEDS/M

- Adopt high output SMD5050 LEDs, stable and high brightness.
- Ultra-narrow, only 6mm width, for more limited places.
- Compatible with most of RGB controllers in the market.
- Warranty: 5 years.



6mm Width | RGB | IP54 | IP67 | 24V | 5M REEL

Basic Parameters

Power	14W/m	4.26W/ft
Input Voltage	24VDC	24VDC
Input Current	0.5925A/m	0.18A/ft
Cutting Unit	6LEDs/55.5mm	6LEDs/2.187in
Bead spacing	9.25mm	0.364in
Size	5000x6x0.2362mm	196.85x0.2362x0.0866in
Bend Diameter	>60mm	>2.36in
Copper foil	3oz	3oz

Luminous Intensity Distribution

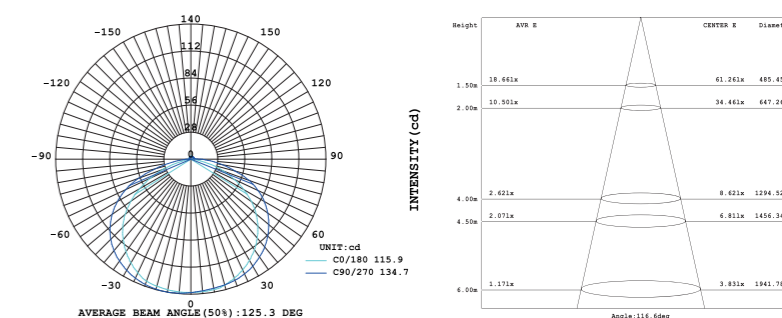


Photo-electric Parameters

COLOR	LM/M	LM/ft	LM/W
RGB	574	175	41

KEY FEATURES

LONG LED LIFESPAN | FLEX & CURVE | CUTTABLE | CUSTOM LENGTHS | CUSTOM COLOR TEMPS | ONE BIN ONLY CONSISTENT LIGHT COLOR

